



MARIANO MARCOS STATE UNIVERSITY

Bids and Awards Committee

INVITATION TO MAKE AN OFFER: Negotiated Procurement

2022-015-2

THE PROJECT: Provision of Water Supply of COE Bldg., Phase I

Number of Working Days: 10 calendar days


ABC: P127,411.28

1. The Mariano Marcos State University (MMSU), with offices at Quiling Sur, City of Batac, Ilocos Norte, invites the public to make an offer to furnish all labor, materials, tools and equipment necessary and proper for the implementation of the above Project as per approved designs, plans and drawings.
2. This process is in accordance with Section 53 of R.A. 9184, the Government Procurement reform Act and Section 53.9 of the Implementing Rules and Regulations where interested and qualified contractors are to submit proposals.
4. The offer must be in writing submitted at the address below not later than **5 days** together with the following documents:
 - a) The amount of the offer in writing duly signed by the person making the offer, indicated in numbers and figures.
 - b) The particulars of the offer as to labor, materials, tools, equipment and other work details.
 - c) Documents in support of the legal, technical and financial capability of the person making the offer, which documents shall be confirmed and verified (**3 copies**).
5. It is understood that any offer may be accepted or rejected, or the process invalidated, at any time prior to contract award, without liability to anyone.
6. Documents for this procurement may be secured from the MMSU BAC Secretariat at the address below or downloaded from the MMSU website or from the Philippine Government Electronic Procurement System (PhilGEPS) website.
7. For questions and inquiries, please write or email the University President, thru the BAC Chair, at the address indicated below.

Mariano Marcos State University
Quiling Sur, City of Batac

www.mmsu.edu.ph

August 12, 2022



NATHANIEL R. ALBUOYOG
BAC CHAIR

Received: _____

Received: _____

Rm 105 FEM Hall, MMSU, #16S Quiling Sur, City of Batac, Ilocos Norte

bac@mmsu.edu.ph ☎ (077) 600-0439 www.mmsu.edu.ph



Republic of the Philippines
MARIANO MARCOS STATE UNIVERSITY
Batac, Ilocos Norte

PROJECT INFORMATION DOCUMENT

Project Title : Provision of Water Supply of COE Bldg. Phase 1
Project Location : MMSU-COE, City of Batac Ilocos Norte

GENERAL INSTRUCTIONS

The project calls for the furnishing of all materials, labor, tools and equipment needed for the Provision of Water Supply of COE Bldg. Phase 1. The proposed project is located at the MMSU COE, City of Batac, Ilocos Norte. The said project shall be done in strict conformity with the designs, plans, drawings and other details, as well as the specifications, this Project Information Document and other related contract documents prepared and approved for this project. It is highly recommended that the contractor shall conduct site inspection for them to have an idea on the existing condition of the building.

It also calls for the employment of men power with the appropriate skills and expertise to undertake the specific items of work and to enable the contractor to produce and deliver to the satisfaction of the owner the needed services and output required of this undertaking. The contractor shall provide a site engineer, electrical practitioner and shall have adequate and readily available construction equipment to be utilized during the construction activities.

General Instructions

The contractor shall ensure that the construction activities must not interfere, obstruct and disturb any on-going operation of the building and other facilities; hence, the contractor shall isolate the working area from the other portions of the building. In addition, the contractor shall be required to provide its own water and power supply system needed in the proper execution of the various works for the duration of the contract.

1. PLUMBING WORKS

1. This item shall consist of furnishing all materials, tools, and equipment needed for the full operation of water system of the building.
2. Water tank is not part of the contract but piping's shall be provided by the contractor for future installation.
3. Four faucets shall be installed in strategic locations for watering plants. Refer to end user.
4. After completion of work, test shall be done to ensure that all materials and equipment are installed properly.



II. ELECTRICAL WORKS

- a. Electrical works shall be done by a duly accredited electrician (NC II) under the direct supervision of a licensed electrical practitioner PEE / REE / RME with PCAB license specialized in the electrical installation of feeders and electrical equipment.
- b. The contractor shall provide and present supporting documents that will be submitted to the university inspection team or technical committee to verify that the contractor have (one) 1 licensed electrical practitioner PEE/REE/RME on the job site as resident project supervisor for the electrical works. No installation shall be done without the presence of the project supervisor.
- c. Before starting any works, the contractor must provide its own temporary power supply either from local utility provider (INEC) or any source of power supply aside from the university, for all the power consumptions needed within the construction of the building.
- d. Sample of each wires, wiring devices, circuit breakers, panel boards, conduits and or any electrical related materials shall be submitted for approval by the technical committee or inspection committee of the University prior to their installation. No installation shall be made without the approval of materials by the technical committee/project in charge of the University.
- e. Conduits shall be installed in a workman like manner, it should be painted the same color as the surface it is installed.
- f. All wires shall be copper 99%, plastic insulated for 600V type THW/THHN or as specified in the approved plans and specifications, lead free, stranded, or approved equal brand by the end-user/technical committee/project in charge. USE ONLY 1 (One) Brand of WIRE.
- g. No termination of wires inside conduits shall be done.
- h. Color coding of wires shall be observed following the latest PEC: Line A (red), Line B (yellow), Line C (blue), and Ground (green).
- i. Motor pump location shall be supplied based on the approved plans and the power supply connection shall also be verified on approved plans and specifications.
- j. The enclosure type for the motor pump supply shall be NEMA-3R with grounding lugs.
- k. The mounting height of enclosure shall be 1.0m above finished floor and/or as required.
- l. The enclosure shall be properly installed and free from water ingresson.
- m. Conduits shall be properly supported for permanent connection following the latest PEC. Observe proper bending of conduits.
- n. Underground installations of conduits shall be 460mm below earth.
- o. Grounding system. All exposed non-current-carrying metallic parts of electrical equipment, metallic raceway system, grounding conductor and neutral conductor or wiring system shall be properly grounded.
- p. Existing electrical system shall remain functional and in normal operation until the new electrical system is ready to be energized.
- q. All wiring shall be tested for circuit continuity and shall be tested to assure that the wiring system is free from short-circuit, accidental grounding or other defects prior to normal system operation.
- r. Tests shall be performed after all wiring is completed and connected ready for the attachment of the fixtures and equipment and again after fixture and equipment is connected ready for use. Test shall be made with an instrument capable of measuring accurately the resistance involved and having a voltage rating of 500 volts. Reading



- shall be taken after the voltage has been applied continuously for one minute. The insulation resistance between the conductors and between each conductor and ground shall be measured.
- s. Tests shall be done for each item of control equipment will function not less than five times. All tests shall be performed in the presence of the university inspection or technical committee. All tests results shall be submitted in three copies.
 - t. Energize the systems. After the contractor has assured himself that the wiring systems are free of faults, the Contractor shall energize the systems from their normal power sources and confirm that all systems are operational as required by the contract documents, prior to final inspection.
 - u. In case that a conflict arise in specifications and quality of materials, installation procedure and in the plans and drawings as well as in the other contract documents before and during the implementation stage, the same should be referred to the end user for proper resolution of the said conflict.

After all the works have been completed, the surrounding immediate areas affected in the prosecution of the project shall be cleaned and cleared of all excess materials and debris, temporary structures, facilities and utilities used during the construction period.

A. Time is a very important factor in the implementation of this project and as such, all works indicated in the plans, specifications and in this document shall be fully completed within **10 calendar days** from receipt of the Notice to Proceed.

B. The Approved Budget for the Project to be bid is **One Hundred Twenty Seven Thousand Pesos Four Hundred Eleven and 28/100 Only (Php. 127,411.28)**

Prepared by:


ARSENIO P. GUILLERMO
Architect I


JACOB H. SANTILLAN
Engineer I

Checked by:


AIDA V. CABANG
Architect IV, Chief Planning

Noted by:


ROMEO R. DULDULAO
Director, PPDQ



Republic of the Philippines
MARIANO MARCOS STATE UNIVERSITY
City of Batang, 2906, Ilocos Norte

BILL OF QUANTITIES

Project Title: Provision of Water Supply of COE Bldg. Phase 1

Item No.	Description	Quantity	Unit
1.0	Plumbing Works Installation of pump and pressure tank, including connection from water source to the COE Bldg. Phase 1	1.00	lot
2.0	Electrical Works Provide power source for the water source of the building.	1.00	lot

Prepared By:


ARSENIO P. GUILLERMO
Architect-I


JACOB H. SANTILLAN
Engineer I, EE

Checked by:


AIDA V. CABANG
Architect IV, Chief Planning

Recommending Approval:


ROMEO R. DULDULAO
Director, PPDO

Republic of the Philippines
MARIANO MARCOS STATE UNIVERSITY
City of Batac, Ilocos Norte


PROVISION OF WATER SUPPLY OF COE BUILDING PHASE 1

ITEM NO.	DESCRIPTION
VII.	<p>Plumbing Works</p> <p>Coverage: 1. Installation of pump and pressure tank 2. Water line connection from water source to the building</p> <p>4" dia. x 20ft G.I. Pipe S40 1.5HP Goulds Jet Pump deepwell (complete) 82 gal #16 (SUS-304) Pressure Tank (complete) 40mm dia. PP-r Pipe PN20 40mm dia. PP-r Pipe PN20 32mm dia. PP-r Pipe PN20 20mm dia. PP-r Pipe PN20 40mm dia. PP-r Male Adaptor 32mm dia. PP-r Male Adaptor 40mm dia. PP-r Coupling 40mm dia. PP-r Elbow 40mm dia. PP-r Tee 40mm dia. PP-r Union Connector G.I. Nipple 1"x3" (S40) G.I. Tee 1" (S40) G.I. Plug 1" (S40) G.I. Nipple 1"x4" (S40) G.I. Union 1" (S40) Ball Valve 1" (W.B) G.I. Plug 1/2" (S40) G.I. Bushing Reducer 3/4"x1/4" (S40) Brass Foot Valve 1 1/4" dia. PPR- Gate Valve 40mm Teflon 1" 32mmx40mm dia PP-r Coupling Reducer 40mmx20mm dia PP-r Tee Reducer 20mm dia. PP-r Female Elbow Faucet with Hose Bibb (brass) H.D. 1/2" U shape Pipe Clamp</p>
VII.	<p>Electrical Works</p> <p>Building Part/Material</p> <p>Conduits and Fittings</p> <p>Conductors</p> <p>Enclosure</p> <p>Others</p> <p style="text-align: right;">Specification</p> <p>EMT (Panasonic or approved-equal) Lead free, 99% Copper (Phelps Dodge, Philflex or approved-equal) Enclosure, NEMA 3R Main: 30AT, 2P, 240V, 25KAIC, MCB, Bolt-on type 30AT, 2P, 240V, 25KAIC, MCB, Bolt-on type Duct Sealant Electrical Tape, BIG Cement</p>



		Hardiflex Board
		Blind Rivet
		paint brush 3"
		Flat Latex
		Masonry Putty

Prepared By:


ARSENIO P. GUILLERMO
Architect I

JACOB H. SANTILLAN
Engineer I, EE

Checked by:


AIDA V. CABANG
Architect IV, Chief Planning

Recommending Approval:


ROMEO R. DULDULAO
Director, FPDO



Republic of the Philippines
MARIANO MARCOS STATE UNIVERSITY
 City of Batac, 2906, Ilocos Norte

DETAILED ESTIMATES

Item No.:	1	Quantity:	1.00
Description:	PLUMBING WORKS	Unit:	lot

Description	Quantity	Unit	Unit Price	Sub-Total
4" dia. x 20ft G.I. Pipe S40		pcs.		-
1.5HP Goulds Jet Pump deepwell (complete)		set		-
82 gal #16 (SUS-304) Pressure Tank (complete)		set		-
40mm dia. PP-r Pipe PN20		pcs		-
32mm dia. PP-r Pipe PN20		pcs		-
20mm dia. PP-r Pipe PN20		pc		-
40mm dia. PP-r Male Adaptor		pc		-
32mm dia. PP-r Male Adaptor		pc		-
40mm dia. PP-r Coupling		pc		-
40mm dia. PP-r Elbow		pcs		-
40mm dia. PP-r Tee		pcs		-
40mm dia. PP-r Union Connector		pc		-
G.I. Nipple 1"x3" (S40)		pc		-
G.I. Tee 1" (S40)		pc		-
G.I. Plug 1" (S40)		pc		-
G.I. Nipple 1"x4" (S40)		pcs.		-
G.I. Union 1" (S40)		pc		-
Ball Valve 1" (W/B)		pc		-
G.I. Plug 1/2" (S40)		pc		-
G.I. Bushing Reducer 3/4"x1/4" (S40)		pc		-
Brass Foot Valve 1 1/4" dia.		pc		-
PPR- Gate Valve 40mm		pcs		-
Teflon 1"		pcs.		-
32mmx40mm dia PP-r Coupling Reducer		pcs		-
40mmx20mm dia PP-r Tee Reducer		pcs		-
20mm dia. PP-r Female Elbow		pcs		-
Faucet with Hose Bibb (brass) H.D.		pcs		-
1/2" U shape Pipe Clamp		pcs		-
Note: Deep Well Jet Pump shall include pressure switch, pressure gauge and head adaptor.				
Total Materials Cost			Sub-Total	-
			Unit Cost	-
EQUIPMENT COST				
Fusion Machine	Quantity	Unit	Unit Price	Sub-Total
		day		-
Total Equipment Cost			Sub-Total	-
			Unit Cost	-

LABOR COST					
Description	Quantity	Unit	Unit Price	Sub-Total	
-Master Plumber		days			-
-Plumber		days			-
-Laborer		days			-
Total Labor Cost			Sub-Total Unit Cost		-

DIRECT COST: -
 DIRECT UNIT COST: -


Plus Indirect Cost:

___% OCM
 ___% CP
 ___% VAT

Indirect Unit Cost:

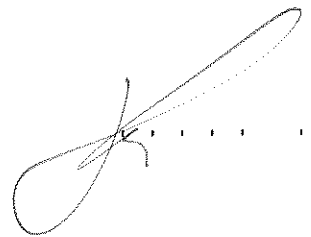
Total Direct and Indirect Cost:

 -
 -
 -
 -



Item No.	Description:	Quantity:	Unit:	Unit Price	Sub-Total
	IX			1.00	
	Electrical Works				
	Description	Quantity	Unit	Unit Price	Sub-Total
	I. Enclosures and Circuit Breakers				
	Enclosure, NEMA-3R		set		-
	Main: 30AT, 2P, 240V, 25KAIC, MCB, Bolt-on Type				
	30AT, 2P, 240V, 25KAIC, MCB, Bolt-on Type		pc		-
	SUB TOTAL I. [Enclosures and Circuit Breakers]				-
	II. Pipes, Conduits and Fittings				
	EMT (Galvanized)				
	Adapter w/ Locknut and Straight Connector, 20mmØ		pcs		-
	Pipe, 20mmØ		pcs		-
	Elbow, 20mmØ		pcs		-
	Clamp, 20mmØ Malleable, w/ Tox and Metal Screw		pcs		-
	Coupling, 20mmØ		pcs		-
	LFNMC				
	Pipe, 20mmØ		m		-
	Connector, 20mmØ		pc		-
	SUB TOTAL II. [Pipes, Conduits and Fittings]				-
	III. Conductors, Lead Free				
	5.5mm sq. THWN/THHN		rolls		-
	SUB TOTAL III. [Conductors]				-
	IV. Others				
	Duct Sealant		Kls		-
	Electrical Tape, Big		rolls		-
	Cement		bag		-
	Hardflex Board		pcs		-
	Blind Rivet		pcs		-
	Paint Brush, 3"		pcs		-
	Flat Latex (Verify Color)		gal		-
	Masonry Putty		ltr		-
	SUB TOTAL IV. [Others]				-
	Sub-Total				-
	Unit Cost				-
	Description	Quantity	Days	Unit Price	Sub-Total
	Minor Tools				-
	Sub-Total				-
	Unit Cost				-
	Description	Quantity	Days	Unit Cost	Sub-Total
	Foreman (REE/RME/PEE)				-
	Skilled (Accredited Electrician)				-
	Unskilled (Electrical Helper)				-
	Sub-Total				-
	Unit Cost				-
	Total Equipment Cost				-

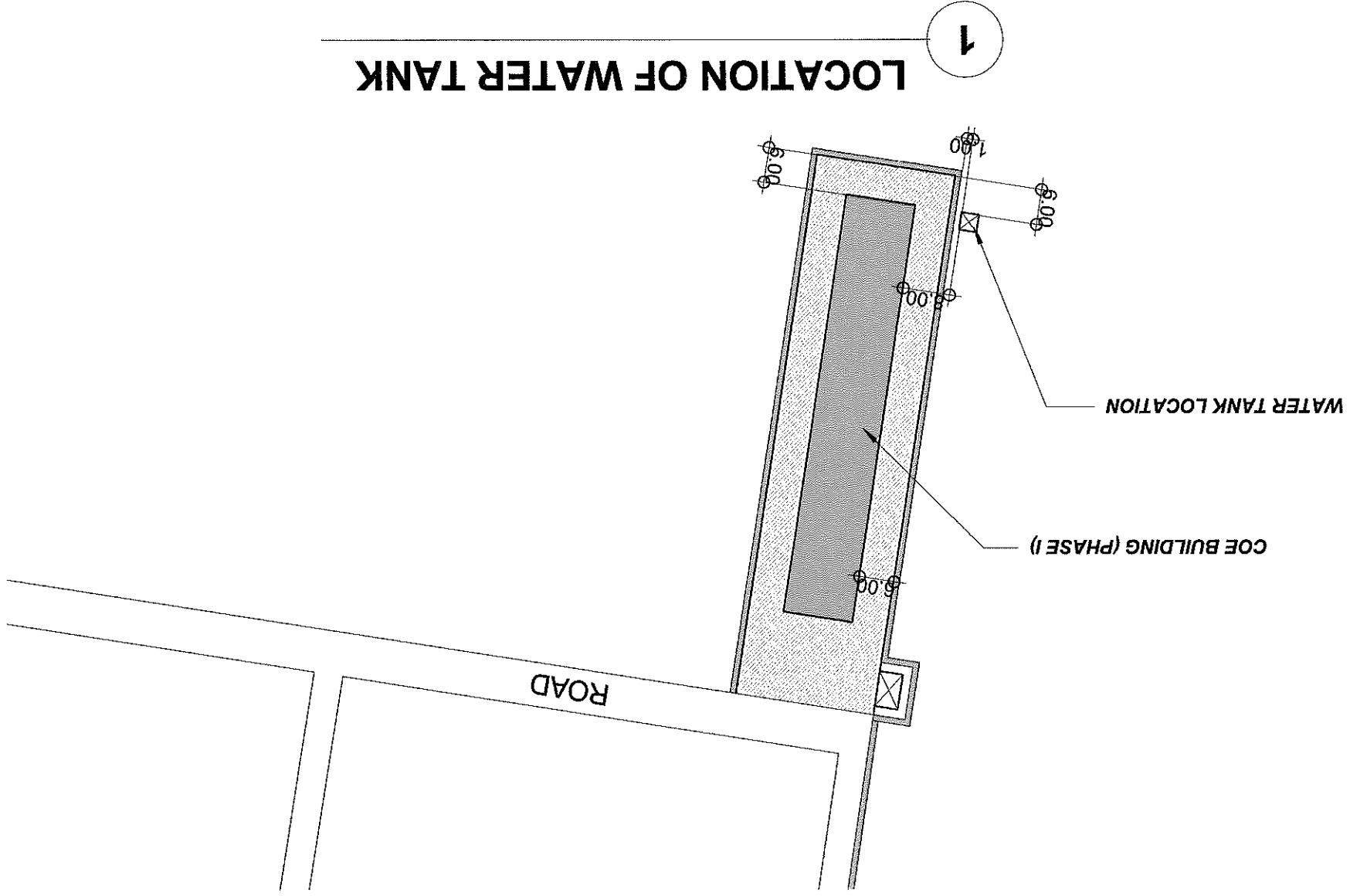
Direct Cost: _____
 Plus Indirect (Plus Indirect Cost
 OCM (15% DC)
 CP (10% DC)
 VAT15%(DC+OCM+CP)
 Indirect Unit Cost: _____
 Total Direct and Indirect Cost: _____



APPROVED BY: <i>Shirley C. Aguirre</i> SHIRLEY C. AGUIRRE UNIVERSITY PRESIDENT		RECOMMENDING APPROVAL: <i>Romeo R. Durbolao</i> ROMEO R. DURBOLAO DIRECTOR, PPDO		CHECKED/REVIEWED BY: <i>Aida V. Cabang</i> AIDA V. CABANG ARCHITECT IV, CHIEF-PLANNING SECTION		PREPARED BY: <i>Arsenio P. Guillermo</i> ARSENIO P. GUILLERMO ARCHITECT I	
SHEET NO.:		CONFORME: <i>Edmund Edison A. Esteban</i> EDMUND EDISON A. ESTEBAN DEAN, COE		PROJECT TITLE: PROVISION OF WATER SUPPLY OF COE BLDG. PHASE I		DRAWN BY: <i>BJAY BAYANG</i> BJAY BAYANG DRAFTSMAN I	
SHEET CONTENT:		LOCATION: MMSU-COE, CITY OF BATAAC, ILOCOS NORTE		LOCATION: MMSU-COE, CITY OF BATAAC, ILOCOS NORTE			



LOCATION OF WATER TANK





ARSENIO P. GUILLERMO
ARCHITECT
CHECKED/REVIEWED BY: *[Signature]*
AIDA V. CABANG
ARCHITECT IV

PROVISION OF WATER SUPPLY OF COE BUILDING PHASE 1

LOCATION: MMSU-COE, CITY OF BATAC, ILOCOS NORTE

ROMEO J. DEBOLAO
DIRECTOR, PPD

RECOMMENDING APPROVAL:

EDMUND EDISON A. ESTEBAN
Dean, COE

SHIRLEY C. ADRIANES
PRESIDENT

APPROVED BY: *[Signature]*

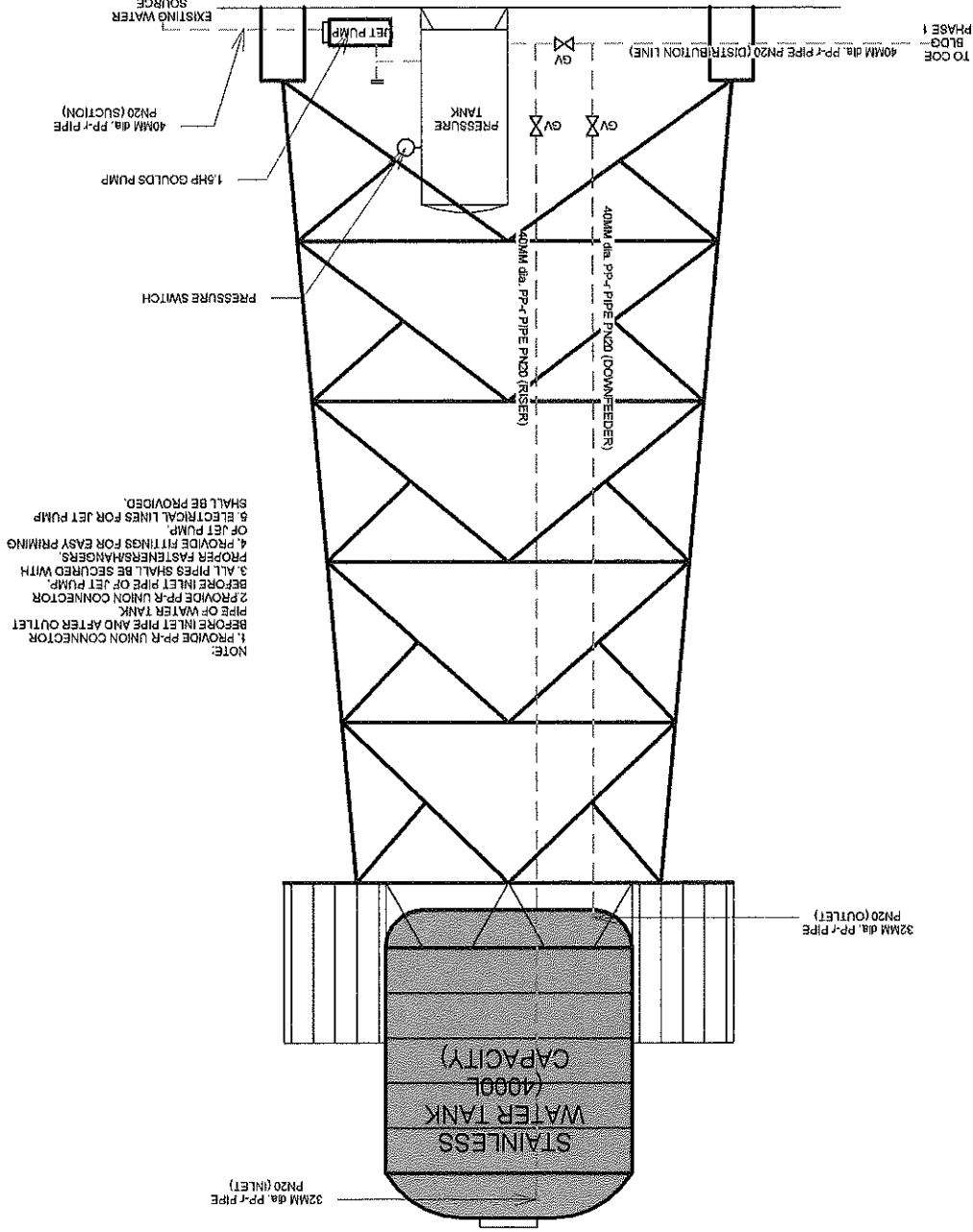
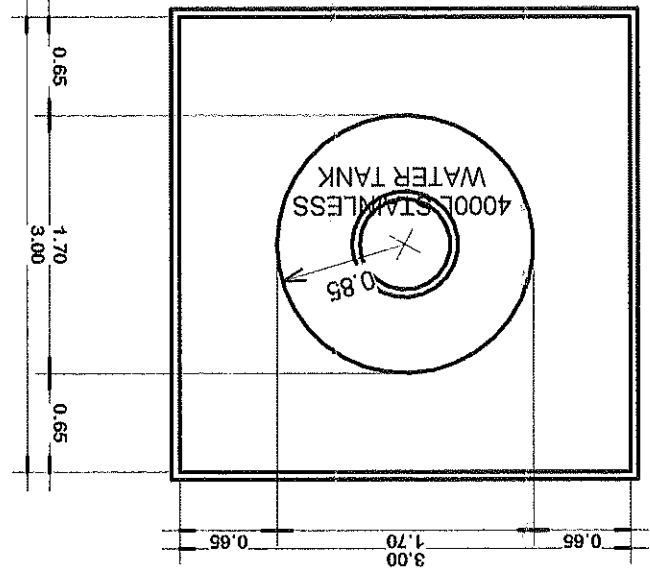
PROJECT TITLE:

CONFORME:

SHEET CONTENT:

SHEET NO.:

WATER TANK LAYOUT
SCALE 1:50 MTRS.



NOTE:
1. PROVIDE PPR UNION CONNECTOR BEFORE INLET PIPE AND AFTER OUTLET PIPE OF WATER TANK.
2. PROVIDE PPR UNION CONNECTOR BEFORE INLET PIPE OF JET PUMP.
3. ALL PIPES SHALL BE SECURED WITH PROPER FASTENERS/HANGERS.
4. PROVIDE FITTINGS FOR EASY PRIMING OF JET PUMP.
5. ELECTRICAL LINES FOR JET PUMP SHALL BE PROVIDED.



ARSENIO P. GUILLERMO
ARCHITECT
CHECKED/REVIEWED BY:
[Signature]
AIDA V. CABANG
ARCHITECT IV

PROVISION OF WATER SUPPLY OF COE BUILDING PHASE 1

LOCATION: MMSU-COE, CITY OF BATAVIA, LOCOS NORTE

EDMUND EDISON A. ESTEBAN
Dean, COE
RECOMMENDING APPROVAL:
[Signature]
ROMEO R. DELA CRUZ
DIRECTOR, PPOD

APPROVED BY:
[Signature]
SHIRLEY C. GRUPO
PRESIDENT

PROJECT TITLE: CONFORME: SHEET CONTENT: SHEET NO.:

